

U 碎纸机使用说明书 USER'S MANUAL

ARTICLE NO
9900 9

目 录

使用时注意事项

产品

装箱清单

.....

使用说明

保养方法

常见故障分析及排除

.....


.....

.....

.....

.....

.....



数 备


产品外形

保养方法

1. 保养前，必须拔掉电源插头；
2. 保养维护只限机器外部零件的清理；
3. 清洁外部时，注意不要让水滴滴入机器内部。

清洁机器外壳时，~~要用软布沾上软性肥皂水或清洁剂轻~~

常见故障分析及排除



eeding
ess

g-in.

Product Specifications

340x256x540

Order instruction material guarantee card pass

1																			
1																			

6

1

1



When th


Maintenance

1. Pull out the power plug from the socket of power supply before maintenance
2. The maintenance by user is only limited to cleaning visible surface of the shredder.
3. When cleaning the surface of the shredder,do not allow water to drop into the interior of the shredder.

Trouble Analysis & Troubleshooting

	TROUBLE ANALYSIS	TROUBLESHOOTING
	plug disconnect, no power	c

R



服电话：800-8574-008